

Fit for the Future - A new hospital for the Forest of Dean North Forest (GL18, GL19)




We think that the range of services proposed in this Consultation will meet the needs of local people. Please tell us whether you agree with this statement, for each of the following:




	Strongly agree	Agree	Disagree	Strongly disagree	No opinion	Response Total
Inpatient care:	42.9% (3)	42.9% (3)	0.0% (0)	14.3% (1)	0.0% (0)	7
Urgent care:	28.6% (2)	57.1% (4)	0.0% (0)	14.3% (1)	0.0% (0)	7
Diagnostic services:	42.9% (3)	42.9% (3)	0.0% (0)	14.3% (1)	0.0% (0)	7
Outpatient services:	42.9% (3)	42.9% (3)	0.0% (0)	14.3% (1)	0.0% (0)	7
					answered	7
					skipped	1




Please tell us why you think this, e.g. the information you would like us to consider (3)




1	Less beds, therefore less inpatient care than Lydney & Dilke combined ergo worse option.
2	Ageing population find local hospitals easier to get to and navigate Not sure emergency capabilities can be accommodated fully
3	It sounds ideal provided that we can access it.

Matrix Charts

1.1. Inpatient care:			Response Percent	Response Total
1	Strongly agree		42.9%	3
2	Agree		42.9%	3
3	Disagree		0.0%	0
4	Strongly disagree		14.3%	1
5	No opinion		0.0%	0
			answered	7

1.2. Urgent care:			Response Percent	Response Total
1	Strongly agree		28.6%	2
2	Agree		57.1%	4
3	Disagree		0.0%	0
4	Strongly disagree		14.3%	1
5	No opinion		0.0%	0
			answered	7

1.3. Diagnostic services:			Response Percent	Response Total
1	Strongly agree		42.9%	3
2	Agree		42.9%	3
3	Disagree		0.0%	0
4	Strongly disagree		14.3%	1
5	No opinion		0.0%	0
			answered	7

1.4. Outpatient services:			Response Percent	Response Total
1	Strongly agree		42.9%	3
2	Agree		42.9%	3
3	Disagree		0.0%	0
4	Strongly disagree		14.3%	1
5	No opinion		0.0%	0
			answered	7

Please tell us about any impact, either positive or negative, that you think any of our proposals could have on you and/or your family?

		Response Percent	Response Total
1	Open-Ended Question	100.00%	3
	1 Less beds for the communities		
	2 Positive - my father has had to use Dylke and Tewkesbury in last yea, we have spent time chasing around for services which hopefully would be supported by this new hospital		
	3 Cinderford is only accessable to us by car. Having access to better, more up-to-date services has to be a good thing.		
		answered	3
		skipped	5

If you think any of our proposals could have a negative impact on you and/or your family, how should we try to limit this?

		Response Percent	Response Total
1	Open-Ended Question	100.00%	3
	1 At least the equivalent number of inpatient beds as Lydney & Dilke combined for the status quo, .. if you actually want to improve the existing service increase beds by at least 25%		
	2 No		
	3 Whilst single occupancy rooms offer a good solution in terms of infection control, numerous patients leaving The Vale hospital are reporting it being very psychologically demanding due to loneliness and lack of peer support with this arrangement. To quote 'The Vale is a beautiful building, like a hotel, and the care brilliant - being on my own in a room for several weeks was crucifying. The days were so long.' Please can we get a consensus of patient experience at the Vale and Tewkesbury on this prior to building another hospital with the same format - perhaps some 2 bedded bays as well as single occupancy rooms may be well received.		
		answered	3
		skipped	5

During earlier engagement, concerns were raised about people accessing a single urgent care facility located in Cinderford. Please tell us your ideas for how you think urgent care could be made more accessible for people living in the south of the Forest.

		Response Percent	Response Total
1	Open-Ended Question	100.00%	1
	1 Better bus services for people to get to the hospital. We have to remember that FoD roads are not the best and our bus services are constantly being reduced. It should also be noted that the FoD council's proposals for new housing is now concentrated on the A40 in the north of the area.		
		answered	1

During earlier engagement, concerns were raised about people accessing a single urgent care facility located in Cinderford. Please tell us your ideas for how you think urgent care could be made more accessible for people living in the south of the Forest.

	Response Percent	Response Total
	skipped	7

Anything else you would like to say?

	Response Percent	Response Total
1 Open-Ended Question	100.00%	3
1 Upgrade both hospitals so that they can carry on serving their communities and provide local care services without long distance, unnecessary travel especially for older patients.		
2 Before I take part in this survey I notice your information bus venues do not include Newent. Does that mean we will not be allowed/expected to use the Cinderford facility?		
3 Please just get on with providing the necessary facilities. We have been talking about this for years!		
	answered	3
	skipped	5

What is the first part of your postcode? eg. GL16

	Response Percent	Response Total
1 Open-Ended Question	100.00%	8
1 GL18		
2 gl19		
3 G119		
4 G118		
5 GL19		
6 GL19		
7 G118		
8 GL19		
	answered	8
	skipped	0

Which age group are you?

			Response Percent	Response Total
1	Under 18		0.00%	0
2	18-25		0.00%	0
3	26-35		0.00%	0
4	36-45		12.50%	1
5	46-55		37.50%	3
6	56-65		12.50%	1
7	66-75		12.50%	1
8	Over 75		25.00%	2
9	Prefer not to say		0.00%	0
			answered	8
			skipped	0


Are you:

			Response Percent	Response Total
1	A health or social care professional		14.29%	1
2	A community partner/member of the public		71.43%	5
3	Prefer not to say		14.29%	1
			answered	7
			skipped	1




Do you consider yourself to have a disability? (Tick all that apply)

			Response Percent	Response Total
1	No		75.00%	6
2	Mental health problem		0.00%	0
3	Visual Impairment		12.50%	1
4	Learning difficulties		0.00%	0
5	Hearing impairment		12.50%	1
6	Long term condition		0.00%	0



Do you consider yourself to have a disability? (Tick all that apply)

			Response Percent	Response Total
7	Physical disability		12.50%	1
8	Prefer not to say		0.00%	0
9	Other (please specify):		0.00%	0
			answered	8
			skipped	0
Other (please specify): (0)				
No answers found.				

Do you look after, or give any help or support to family members, friends, neighbours or others because of either a long term physical or mental ill health need or problems related to old age? Please do not count anything you do as part of your paid employment.

			Response Percent	Response Total
1	Yes		37.50%	3
2	No		50.00%	4
3	Prefer not to say		12.50%	1
			answered	8
			skipped	0



Which best describes your ethnicity?

			Response Percent	Response Total
1	White British		87.50%	7
2	White Other		0.00%	0
3	Asian or Asian British		0.00%	0
4	Black or Black British		0.00%	0
5	Chinese		0.00%	0
6	Mixed		0.00%	0
7	Prefer not to say		0.00%	0
8	Other (please specify):		12.50%	1
			answered	8
			skipped	0



Which best describes your ethnicity?

	Response Percent	Response Total
Other (please specify): (1)		
1		


Which, if any, of the following best describes your religion or belief?

	Response Percent	Response Total
1 No religion		28.57%
2 Buddhist		0.00%
3 Christian (including Church of England, Catholic, Methodist and other denominations)		71.43%
4 Hindu		0.00%
5 Jewish		0.00%
6 Muslim		0.00%
7 Sikh		0.00%
8 Prefer not to say		0.00%
9 Other (please specify):		0.00%
	answered	7
	skipped	1
Other (please specify): (0)		
No answers found.		


Are you:

	Response Percent	Response Total
1 Male		25.00%
2 Female		75.00%
3 Other		0.00%
4 Prefer not to say		0.00%
	answered	8
	skipped	0



Do you identify with your gender as registered at birth?

			Response Percent	Response Total
1	Yes		100.00%	8
2	No		0.00%	0
3	Prefer not to say		0.00%	0
			answered	8
			skipped	0

Which of the following best describes how you think of yourself?

			Response Percent	Response Total
1	Heterosexual or straight		100.00%	8
2	Gay or lesbian		0.00%	0
3	Bisexual		0.00%	0
4	Other		0.00%	0
5	Prefer not to say		0.00%	0
			answered	8
			skipped	0

Are you currently pregnant or have given birth in the last year?

			Response Percent	Response Total
1	Yes		0.00%	0
2	No		87.50%	7
3	Prefer not to say		0.00%	0
4	Not applicable		12.50%	1
			answered	8
			skipped	0