

Fit for the Future - A new hospital for the Forest of Dean

Gender: responses from those who identified as other, or “prefer not to say”

We think that the range of services proposed in this Consultation will meet the needs of local people. Please tell us whether you agree with this statement, for each of the following:

	Strongly agree	Agree	Disagree	Strongly disagree	No opinion	Response Total
Inpatient care:	0.0% (0)	10.0% (1)	10.0% (1)	80.0% (8)	0.0% (0)	10
Urgent care:	0.0% (0)	10.0% (1)	10.0% (1)	80.0% (8)	0.0% (0)	10
Diagnostic services:	10.0% (1)	10.0% (1)	10.0% (1)	70.0% (7)	0.0% (0)	10
Outpatient services:	0.0% (0)	20.0% (2)	10.0% (1)	70.0% (7)	0.0% (0)	10
					answered	10
					skipped	0

Please tell us why you think this, e.g. the information you would like us to consider (7)

1	Losing numerous inpatient beds. Losing an MIU
2	Less facilities overall for a growing community makes no sense at all.
3	Transport links from Lydney to Cinderford are not great. The roads can be hazardous during the bad weather
4	One hospital is not enough to support the growing population of the Forest of Dean. We should be able to access all forms of hospital care within the Forest and reduce the pressure on GRH also reducing travel issues and times for people. This would also have an impact on pollution and global warming
5	The planned closure of our community hospitals is an insult on the people of the Forest of Dean. The majority of respondents to the last consultation were not in favour of the closures.
6	The transport provisions proposed will not support people in Lydney and reduction in the total number of beds will mean a greater reliance on Gloucester!
7	We need to keep the hospitals that we already have that care for the community quickly and with care. These are local hospitals that are on the doorstep and are used and needed and save lives.

Matrix Charts

1.1. Inpatient care:		Response Percent	Response Total
1	Strongly agree	0.0%	0
2	Agree	10.0%	1
3	Disagree	10.0%	1
4	Strongly disagree	80.0%	8
5	No opinion	0.0%	0
		answered	10

1.2. Urgent care:		Response Percent	Response Total
1	Strongly agree	0.0%	0
2	Agree	10.0%	1
3	Disagree	10.0%	1
4	Strongly disagree	80.0%	8
5	No opinion	0.0%	0
		answered	10

1.3. Diagnostic services:		Response Percent	Response Total
1	Strongly agree	10.0%	1
2	Agree	10.0%	1
3	Disagree	10.0%	1
4	Strongly disagree	70.0%	7
5	No opinion	0.0%	0
		answered	10

1.4. Outpatient services:		Response Percent	Response Total
1	Strongly agree	0.0%	0
2	Agree	20.0%	2
3	Disagree	10.0%	1
4	Strongly disagree	70.0%	7
5	No opinion	0.0%	0
		answered	10

Please tell us about any impact, either positive or negative, that you think any of our proposals could have on you and/or your family?

		Response Percent	Response Total
1	Open-Ended Question	100.00%	8
1	Reduced beds could mean travelling to other hospitals to visit patients		
2	The biggest worry is accessibility for people from isolated areas and far distance is south forest (tidenham) lydney areas.		
3	An A and E department is required at the very least. A growing population in Lydney along with outlying villages should warrant more facilities not less.		
4	Having a breathing condition and severe allergies losing emergency facilities at Lydney Hospital could have a severe impact. I would need to call ambulance more rather than going direct to hospital myself putting extra strain on emergency services. If I had to drive to Cinderford for nebuliser or after using EpiPen it could make the difference between life and death time wise		
5	One hospital is not enough for growing population of the forest		
6	Read the numerous comments in the last consultation! The Forest of Dean wants to retain its vital community hospitals, not replace them with less!		
7	We will have no local suitable health facilities! The nearest and most accessible would be Bristol or Gloucester! Increasing population in Lydney and Severnside will make transport to these difficult		
8	We will not be seen as quickly or as passionately at a larger hospital that we have to travel to. We need to keep our cottage hospitals that keep our communities safe.		
		answered	8
		skipped	2

If you think any of our proposals could have a negative impact on you and/or your family, how should we try to limit this?

		Response Percent	Response Total
1	Open-Ended Question	100.00%	5
1	Currently, we have more inpatient beds which means a reduced risk of having to use other hospitals. Reducing the number of beds doesn't seem equitable for the FoD		
2	Keep an emergency department and outpatient services at Lydney Hospital but move beds and longer-term care to new hospital		
3	Errr, you should leave the NHS alone.		
4	Retain minor injury, xray and particularly Geriatric care in Lydney		
5	Our population is growing so we need the extra hospital but the personal attention given and the quick and attentive care that we get at our cottage hospital can't be given anywhere else.		
		answered	5
		skipped	5

During earlier engagement, concerns were raised about people accessing a single urgent care facility located in Cinderford. Please tell us your ideas for how you think urgent care could be made more accessible for people living in the south of the Forest.

		Response Percent	Response Total
1	Open-Ended Question	100.00%	7
1	Specific bus routes linking to the new hospital site		
2	Transport to Cinderford is almost non existent.		
3	Keep Lydney Hospital open for emergencies and outpatient services		
4	It is not easy for people to travel to Cinderford in an emergency if they don't drive. Having a hospital in more than one location makes life easier.		
5	Keep and invest in Lydney Hospital, obviously!		
6	Provision of local GP run units in Lydney. Improved road links between Lydney and Cinderford. Provision of direct public transport between Lydney and Cinderford!		
7	Leave lydney to stay open.		
		answered	7
		skipped	3

Anything else you would like to say?

		Response Percent	Response Total
1	Open-Ended Question	100.00%	6
1	The consultation has not highlighted current service levels and expected reductions in these levels from reducing the number of hospitals from two to one		
2	Invest the money in the existing facilities. Open a 24hour Anand E department to take pressure off Gloucester and ease road congestion		
3	We need more than one hospital with more appointments based here so we don't have to travel to Gloucester or Cheltenham. If we are going to have a new hospital it needs to be a fully functional one		
4	The people behind these proposals are not fit to call themselves NHS workers.		
5	Centralisation of health services, particularly in light of the pandemic is counter intuitive! We need more localised general services backed by centres of excellence in large cities.		
6	I can see no sense at all for closing lydney hospital either now or in the future.		
		answered	6
		skipped	4




What is the first part of your postcode? eg. GL16

		Response Percent	Response Total
1	Open-Ended Question	100.00%	7
1	GL17		
2	GI16		
3	GL15		
4	GL16		
5	GL15		
6	GL15		
7	GL15		
		answered	7
		skipped	3






Which age group are you?

		Response Percent	Response Total
1	Under 18	0.00%	0
2	18-25	0.00%	0
3	26-35	10.00%	1
4	36-45	30.00%	3
5	46-55	10.00%	1
6	56-65	20.00%	2
7	66-75	20.00%	2
8	Over 75	0.00%	0
9	Prefer not to say	10.00%	1
		answered	10
		skipped	0




Are you:

			Response Percent	Response Total
1	A health or social care professional		10.00%	1
2	A community partner/member of the public		80.00%	8
3	Prefer not to say		10.00%	1
			answered	10
			skipped	0



Do you consider yourself to have a disability? (Tick all that apply)

			Response Percent	Response Total
1	No		25.00%	2
2	Mental health problem		0.00%	0
3	Visual Impairment		0.00%	0
4	Learning difficulties		0.00%	0
5	Hearing impairment		12.50%	1
6	Long term condition		37.50%	3
7	Physical disability		12.50%	1
8	Prefer not to say		37.50%	3
9	Other (please specify):		0.00%	0
			answered	8
			skipped	2
Other (please specify): (0)				



Do you look after, or give any help or support to family members, friends, neighbours or others because of either a long term physical or mental ill health need or problems related to old age? Please do not count anything you do as part of your paid employment.

			Response Percent	Response Total
1	Yes		33.33%	3
2	No		22.22%	2
3	Prefer not to say		44.44%	4
			answered	9
			skipped	1





Which best describes your ethnicity?

			Response Percent	Response Total
1	White British		30.00%	3
2	White Other		0.00%	0
3	Asian or Asian British		0.00%	0
4	Black or Black British		0.00%	0
5	Chinese		0.00%	0
6	Mixed		0.00%	0
7	Prefer not to say		70.00%	7
8	Other (please specify):		0.00%	0
			answered	10
			skipped	0
Other (please specify): (0)				




Which, if any, of the following best describes your religion or belief?

			Response Percent	Response Total
1	No religion		20.00%	2
2	Buddhist		0.00%	0
3	Christian (including Church of England, Catholic, Methodist and other denominations)		0.00%	0
4	Hindu		0.00%	0
5	Jewish		0.00%	0
6	Muslim		0.00%	0
7	Sikh		0.00%	0
8	Prefer not to say		80.00%	8
9	Other (please specify):		0.00%	0
			answered	10
			skipped	0
Other (please specify): (0)				






Are you:

			Response Percent	Response Total
1	Male		0.00%	0
2	Female		0.00%	0
3	Other		0.00%	0
4	Prefer not to say		100.00%	10
			answered	10
			skipped	0




Do you identify with your gender as registered at birth?

			Response Percent	Response Total
1	Yes		30.00%	3
2	No		0.00%	0
3	Prefer not to say		70.00%	7
			answered	10
			skipped	0

Which of the following best describes how you think of yourself?

			Response Percent	Response Total
1	Heterosexual or straight		10.00%	1
2	Gay or lesbian		0.00%	0
3	Bisexual		0.00%	0
4	Other		0.00%	0
5	Prefer not to say		90.00%	9
			answered	10
			skipped	0

Are you currently pregnant or have given birth in the last year?

			Response Percent	Response Total
1	Yes		0.00%	0
2	No		30.00%	3
3	Prefer not to say		40.00%	4
4	Not applicable		30.00%	3
			answered	10
			skipped	0